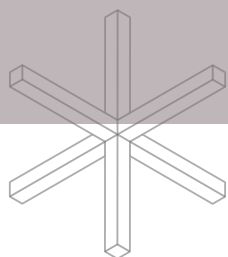
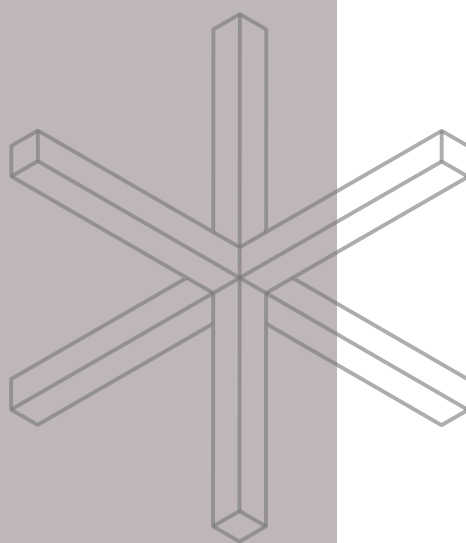
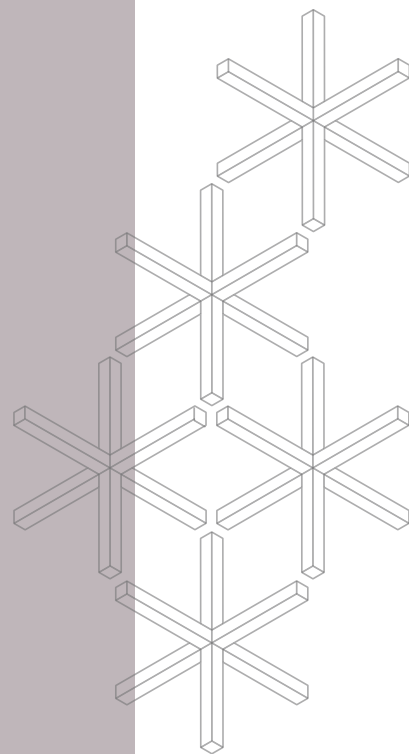




Partitions

Single-Glazed




paadiran
since 1974



Scan Me
Paadiran Site

03	Vintage Tetra
07	Vintage Mono
11	Mono
79	Short Mono
89	Frameless Mono
97	Mono Pro



Single-Glazed Partitions

It has a standard ultra-fine aluminum structure and a cross-sectional area of 28 x 28 mm

Designed by Padiran Design, Research and Development Team

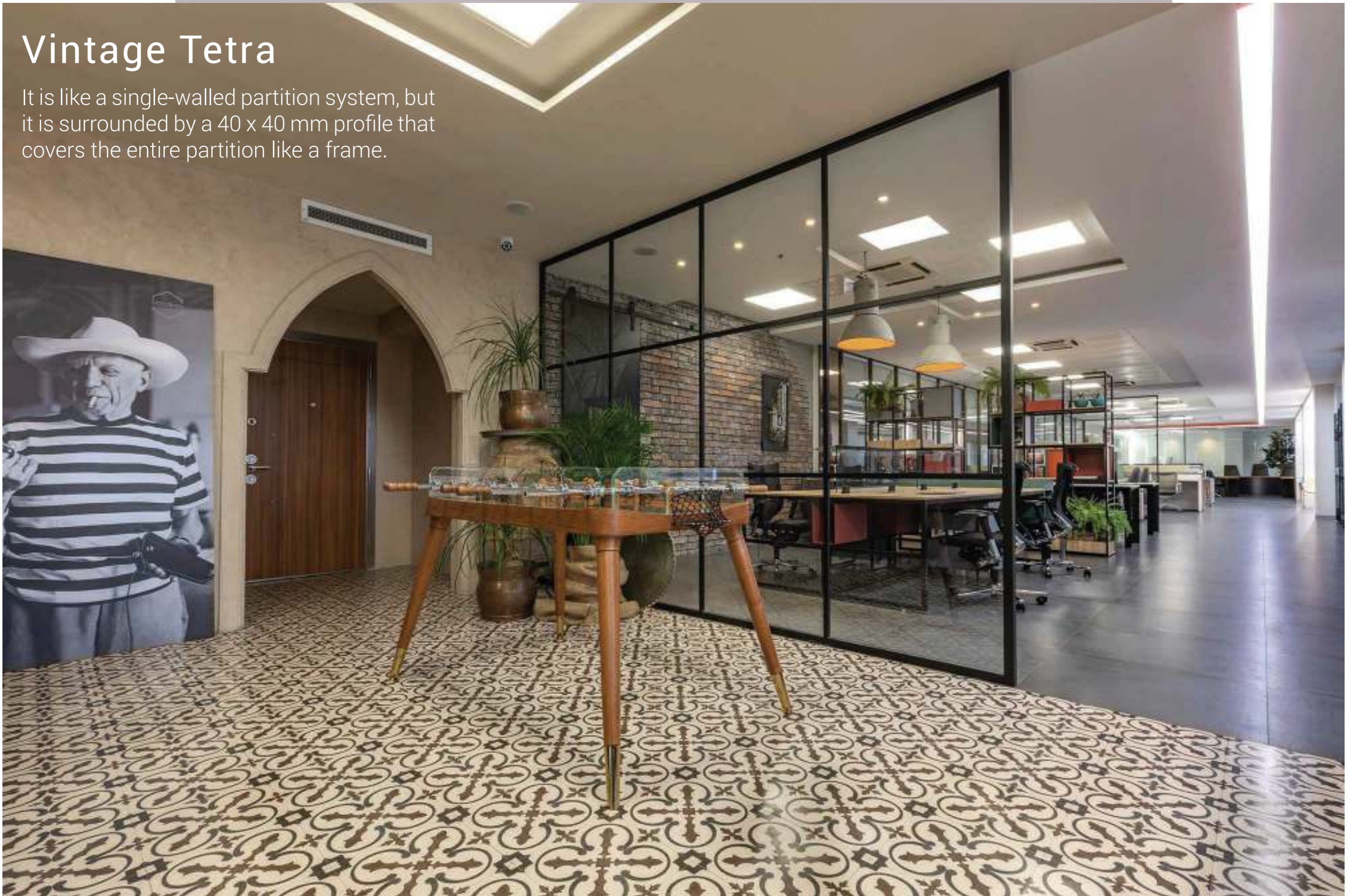
Coated with Pader paint coating

Coating surfaces include 10 mm tempered super-clear glass, as well as frosted glass, and their edges were milled in the form of a diamond.

It can be run in different forms with the names of VINTAGE TETRA - VINTAGE MONO - MONO - FRAMELESS MONO.

Vintage Tetra

It is like a single-walled partition system, but it is surrounded by a 40 x 40 mm profile that covers the entire partition like a frame.



The details are not the details. They make the design.

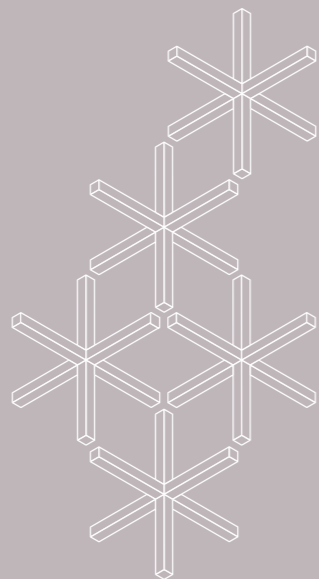


Vintage Mono





The structure of these partitions is made of aluminum and their cross-section is designed as a lattice, this design creates an old-fashioned view.



Mono Single-Glazed Partition

Office work has existed in some form ever since people started writing on tablets and papyrus. Depictions of clerical staff are common in the Bible and on the walls of pyramids. In the mid 14th Century the Church of San Nicolò, commissioned the artist Tomaso da Modena to create the fresco in the chapter room of the church depicting forty monks of the order hard at it at their desks. The word office itself derives from the famous Uffizi in Florence, created in 1560.



Almost all the staff comes to work in the office every day. The Activity Based Working model enables them to be mobile at the office. Providing spaces that provide a multitude of work environments enables employees to pick and choose where to sit depending on what they need to do.




Never underestimate the power of bright colors and lighting on a worker's psyche. After all, walking into an office that's full of dull colors, has poor lighting, and is broken up by high cube walls doesn't exactly make anyone think

Mono Single-Glazed Partition

It has a standard ultra-fine aluminum structure
and a cross-sectional area of 28 x 28 mm
Designed by Padiran Design, Research and Development Team

Coated with Pader paint coating
Coating surfaces include 10 mm tempered
super-clear glass, as well as frosted glass, and
their edges were milled in the form of a diamond.






Yes, switching your office to an open layout is a physical change — but the impact it can have on your company's morale, culture, and productivity is anything but superficial. A workspace that's balanced and designed to satisfy the needs of the company and the employee may seem like a radical shift in thinking for many — but it's what the next generation of workers needs in order to fulfill their true potential



Simply turning your head to communicate new client requests, clarify a question, request some help, bounce ideas, and socialize is now feasible. Sharing knowledge and information has never been easier. According to the data collection methods, this would not be counted as face-to-face collaboration.



Work

The corporate focus on health and wellbeing is part of a wider acknowledgment of the advantages of mindfulness and mental health, both in the workplace and in general

Life



Scan Me
Paadiran Site

The more workers are able to engage with your brand and culture, the more they will be able to identify with it. Today's employees expect to work for an organization that they are passionate about.



Mono Single-Glazed Partition

Despite all of this change, we will always need workspaces that foster collaboration, innovation, creativity and a sense of belonging.

inviting workplace not only creates an environment where employees want to come to work, but also serves as a valuable recruitment tool to attract talent and new business.



Designing a human-centered workplace is the key ingredient to ensure that an office is not only practical, but a pleasure to inhabit. Unearthing important aspects of the company's culture is essential to creating a productive workplace that's tailored to employee needs. As a result, the idea of the office as a clubhouse becomes an authentic and beautifully inspiring concept that enables workers to have a sense of familiarity, identity, ownership, and most importantly, pride.





Leveraging the benefits of multiple office types means HQs can combine a strong focus on company community, with collaboration spaces such as amphitheatres, relaxation zones and event and breakout areas. In a time of economic uncertainty, a dispersed office model suits businesses by allowing downsizing in expensive city centers and smaller spaces to be leased in regional peripheries.





Companies of all kinds are seizing a once-in-a-lifetime opportunity to change the office model on both a macro and micro level, and to lean into workforce preferences. A new purpose for the workplace is emerging and employers need to be on the front foot by evaluating what that means for their business model and its working environment. We must collectively build toward a more connected, sustainable workplace that aligns with employee expectations to ensure a smooth transition to hybrid working.

Single-Glazed Partition


Numerous studies confirm that employees' mental well-being is crucial for engagement at work. Research by the University of Warwick in the UK, for example, found a 12 percent boost in productivity when people are happy, with companies that invest more in employee support reaping greater benefits. Now, more than ever, mental health in the office is an important design topic.



If the purpose of an office is to truly and meaningfully change – to become a destination for collaboration and problem solving – then its design must also change. For some companies, this will mean decentralizing and downsizing headquarters. Central HQs can still impress and define company culture, and they might be complemented by smaller offices in multiple locations, closer to employees' homes.



When I am working on a problem, I never think about beauty
but when I have finished, if the solution is not beautiful, I know
it is wrong.



A startup founder who 'gets' user experience and design will likely create a more successful product than one who does not. It's not just because a great user experience makes a product more enjoyable and ultimately fun to use. It's because this type of design thinking and understanding of the customer seeps into every other aspect of the product.



Even minor changes can greatly influence both your workers' morale and productivity, making your entire company run more smoothly

Ultimately, employers must consider the purpose of the office, and why employees want to come in. Designing a lower-density workplace model with purpose at the center is not only an interesting prospect, but one that will yield the greatest results for businesses.



Art must not be concentrated in dead shrines called museums. It must be spread everywhere — on the streets, in the trams, factories, workshops, and in the workers' homes.



Mono Single-Glazed Partition


Designing a lower-density workplace model with purpose at the center is not only an interesting prospect, but one that will yield the greatest results for businesses.

Within the office, design is influenced by a greater focus on health, safety, and wellbeing. Ensuring spaces are adapted to fit in with greater need for distanced workstations, fewer desks



In our own work, we are exploring the transformation of the workplace from a physical environment into an idea—manifesting the office function to break free of traditional notions. Workplace designs reflect today's commonly held belief that your work is integral to your identity. Employees want their values reflected in their workplace, and to find meaning in what they do. Purposely designed, a workplace can be a tool for both the attraction and retention of quality employees.


Historically, employers often made decisions based on real estate instead of on employee needs. Now employers are heavily influenced by the desire to attract talent—a significant departure from the workspace design approach of the past, which was more focused on productivity. Employers are acknowledging employee behavior and expectations for added amenity space.



Scan Me
Paadiran Site

Successful hybrid offices also encourage a more efficient flow of employees. Along with wider corridors, one-way signage, in high-traffic areas such as reception areas, lockers and toilets, helps to dilute routes within the office. Meanwhile, effective design encourages distancing by giving subtle, visually pleasing cues as to where to sit, or to move.






With each company having a finite amount of square footage to occupy, the best return on investment is to build spaces that support and are utilized by employees. It is not just the actual design that is the success or failure of a workplace design, it is the culture, policies, and procedures in place at a company. It is the humanistic view that an organization must adjust its lens to when undertaking a workplace transformation.



Co-creation regards every stakeholder as a creative contributor without hierarchical limits to their input. Companies possess much untapped raw material – data, experience, narrative, culture. Anyone, from the most junior line employee to the most senior executive, can provide key insights to a successful project.





The future workplace will also be anywhere and anytime. Employees want flexibility in the way that they work, and the employee experience has become a growing priority for businesses to help people perform at their best. With the traditional office becoming the central hive of productivity, the office model is one of many instruments to drive sustained human performance, experiences and wellbeing.



Employees might congregate on soft seating while brainstorming ideas for a project and to enable creative they must have the “latest toys” at their call; equipped like smart boards or TV monitors to better explain their approach through visual presentations. Technology is the biggest investment you can make in your business and staff.



Face-to-face interaction is not the only benefit of a more visible workplace. Learning and growth opportunities are not only significant factors in modern workplace design, but also a priority of new hires. Through witnessing and hearing your manager or other teammates' behavior – whether its listening to your manager on a call with a client or observing interoffice interactions, transparency and openness enable learning.

Mono Single-Glazed Partition

The conception of 'artistic work' presupposes a distinction between useful and useless work and as there are only a few artists, buyers can be found even for their useless products. The artist's work lies beyond the boundaries of the useful and the useless.



Since the early years of the 20th Century up to today, the workplace has evolved from closed private offices to a sea of lined up desks back to individual office; to cubicles to communal places of work. The one thing that is consistent is that we are always looking for the next great idea to make our workplaces enhance creativity; avoid isolation and individual thoughts and build a collaborative team to achieve the mission of the place you work.



Digital design is like painting, except the paint never dries.



Every space is illuminated with natural light that transitions throughout the day to help employees feel more connected to nature. The open perimeter allows light to flow freely throughout the entire space, glass walls bring light all the way into the core of the building, and automated shades complement indoor light control for total daylight control.



**Mono Single
Glazed** Partition




The future workplace will also be anywhere and anytime. Employees want flexibility in the way that they work, and the employee experience has become a growing priority for businesses to help people perform at their best. With the traditional office becoming the central hive of productivity, the office model is one of many instruments to drive sustained human performance, experiences and wellbeing.



Designing a human-centered workplace is the key ingredient to ensure that an office is not only practical, but a pleasure to inhabit. Unearthing important aspects of the company's culture is essential to creating a productive workplace that's tailored to employee needs. As a result, the idea of the office as a clubhouse becomes an authentic and beautifully inspiring concept that enables workers to have a sense of familiarity, identity, ownership, and most importantly, pride.




Decisions made during the co-creation process have proven to be wise. The activity-based work environment has resulted in a resilient workspace that supports the agile activities needed today. Bridging business goals, user needs, and design goals is the heart of the co-creation process, making it the ideal vehicle to meet the needs of today's corpor



People in innovative workplaces work from conference rooms more than they work from open areas, and more individuals rely on amenities near their office space more often. Interestingly, innovators also work away from the office 26 percent of the time.

Short Mono Partition

Incorporating elements of nature into workplace design can offer a significant boost to employees' mental wellbeing. For example, plants and wooden materials have been shown to reduce stress and natural daylight with a view of the great outdoors helps reduce anxiety.



You can have an art experience in front of a Rembrandt...
or in front of a piece of graphic design.



Co-creation is designed to unleash the hidden creativity, opportunities, and unique cultures of companies to create flexible, human-centric workplaces. It addresses elements of successful workplace design that are often not associated with architecture, such as culture management, open innovation, and agility



Set up a team of employees to help guide your office into making more sustainable and green decisions. This will help educate the entire office and also facilitate interaction and collaboration between employees who may not have gotten to work together previously.

Historically, construction materials and fabrics may not have been considered an amenity, but in this new world, they will take center stage. Offices built with construction materials that are inherently antimicrobial, such as copper, brass, and some laminates, as well as fabrics with antimicrobial properties embedded within the fibers or treated fabrics that may be bleach cleanable, will become more commonplace.



In a very real way, designers create the human environment; they make the things we use, the places we live and work, our modes of communication and mobility. Simply put, design matters. And at a moment in our history in which the scientific community has issued serious warnings about the negative impacts of our flawed designs—from global warming and water pollution to the loss of biodiversity and natural resources—designers have a critical role to play in the creation of a more just, healthful and sustainable world.



Frameless Single-Glazed Partition

Open-plan offices, often linked to noise distractions and elevated stress, is minimised in favour of a layout with a range of work and meeting spaces, varying floor and ceiling heights, and multiple pathways. This not only helps with insulating noise between work zones, but also creates a sense of different types of spaces that encourages movement through the office.



FRAMELESS partition system:

It is executed with the same main single-wall construction, but all its profiles are completely hidden by considering gutter structures in the ground, walls, and ceiling. The partition will be visible only in the form of all-glass after the final installation.

Frameless Single-Glazed Partition




Designing a lower-density workplace model with purpose at the center is not only an interesting prospect, but one that will yield the greatest results for businesses.

Within the office, design is influenced by a greater focus on health, safety, and well-being. Ensuring spaces are adapted to fit in with greater need for distanced workstations, fewer desks

While some of these ideas may seem like a stretch for your company, realize that even minor changes can greatly influence both your workers' morale and productivity, making your entire company run more smoothly. Start by bringing down the cube walls to create quiet collaboration spaces — or eliminate offices and workstations for any employee who's out of the office 50 percent of the time or more. This will result in enhanced flexibility for the workforce, but also have a direct impact to the bottom line. In the end, you may be surprised at what taking down the walls —and ultimately, the barriers — between workers can do.





Mono Pro Partition


The Mono of Mono Pro partitions is aluminum and they have a cross-section similar to the MONO partition. In addition, a new cross-section is added and installed on the exterior of its profiles in a triangular shape, giving a different look to the Mono single-walled partition. The method of executing this type of partition is the same as the Mono model, with the difference that at the end of the work, a new cross-section is attached to it.




Scan Me
Paadiran Site



Variations in the intensity of a color can also change its effect on a space. Pure hues, those that aren't mixed with any others, are bright and cheerful, but can be too vibrant for most workplace activities. Similarly, blue that would otherwise elicit feelings of tranquility can become chilly and sombre in a different shade. It's also important to pay attention to the tint, tone, and shade of a color.



Mono Pro Single-Glazed Partition



Data shows that employees who have regular conversations with their managers are able to better do their work and take care of themselves.

As technology and workplace demographics continue to evolve, the office will continue to transform to accelerate the production cycle, attract and retain talent, and optimize performance. No longer tethered to our desks by a wire, we will become a more mobile workforce with employees enjoying more of a “Live-Work-Play” lifestyle.





When it comes to workplace design, there is more to a good work environment than a comfortable chair and fast internet. The color of our workplace can also impact how we work.



